

InCites Benchmarking & Analytics

Aplicații avansate

Octombrie 2024

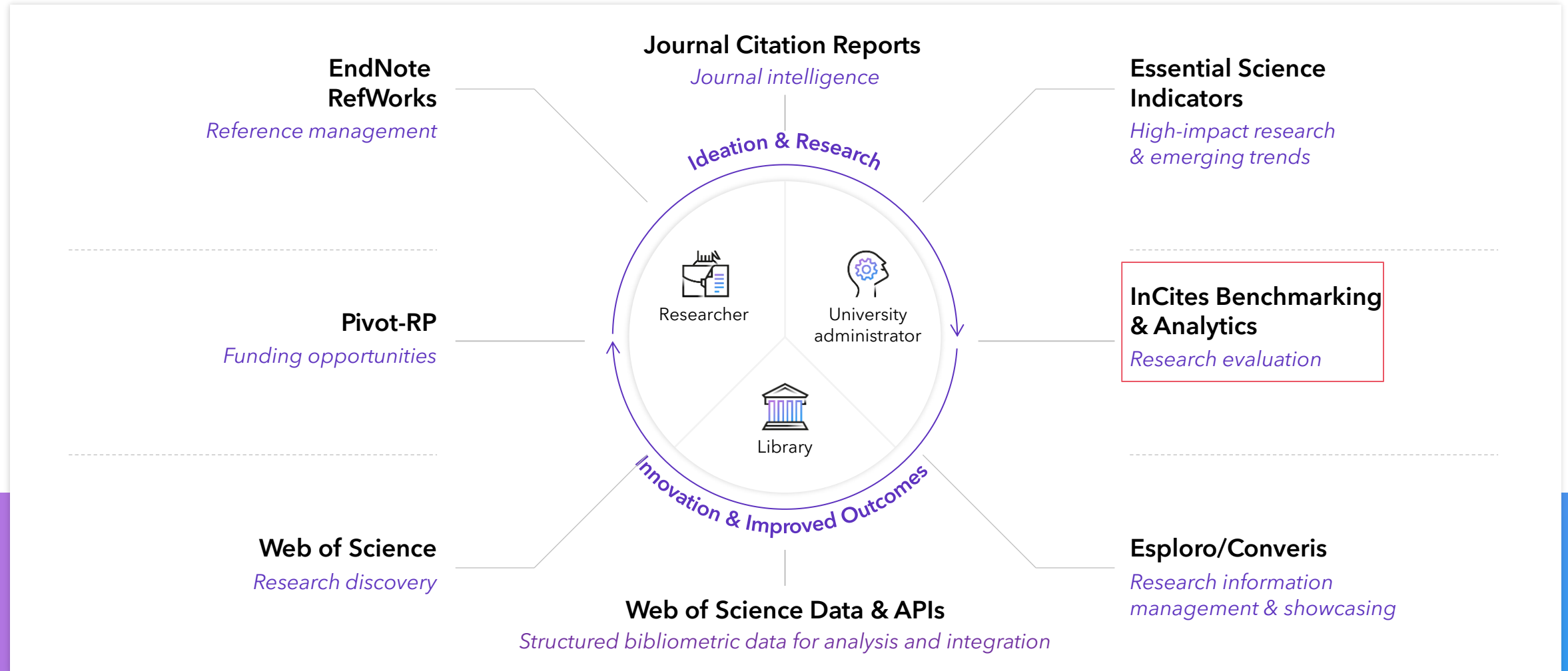


Adriana Filip

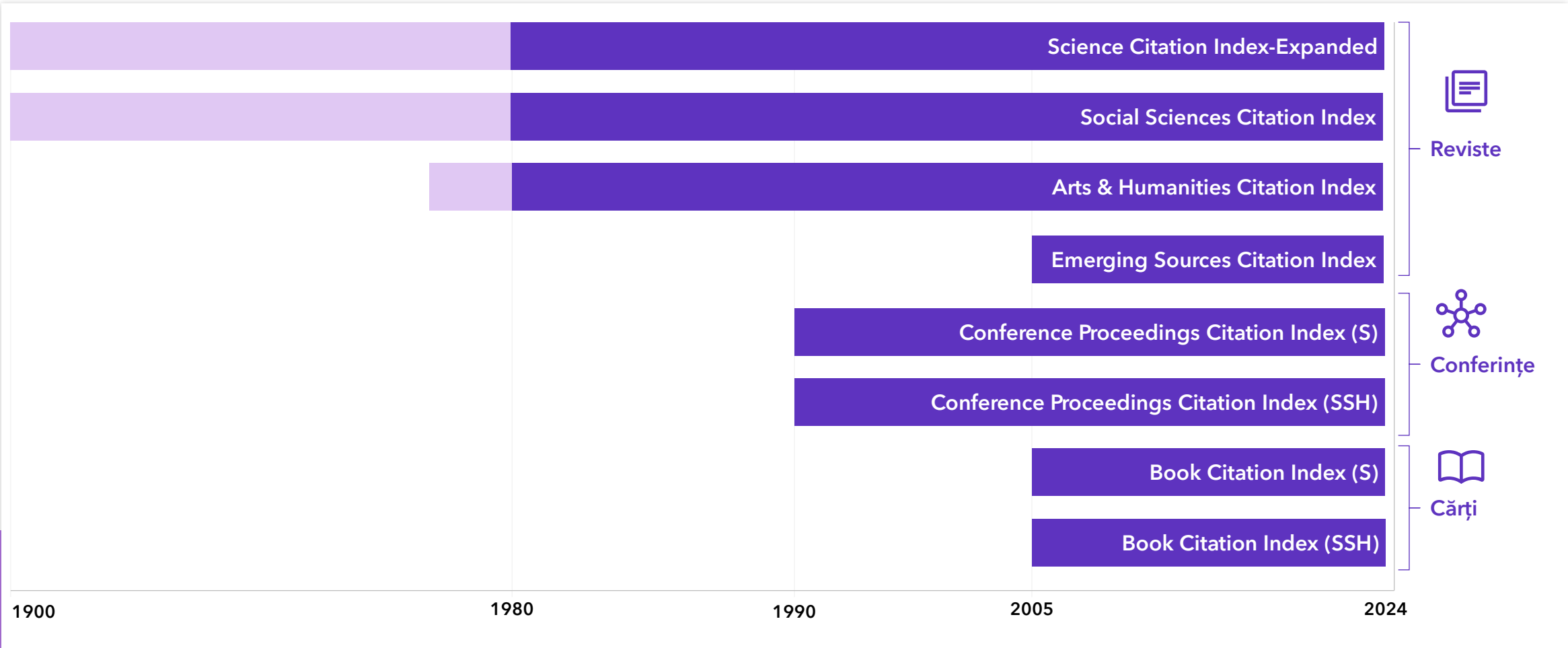
Senior Manager
Customer Success Consulting

Adriana.Filip@clarivate.com

Conectarea datelor, a experiențelor și a expertizei, pentru ca instituțiile să poată prospera



Web of Science Core Collection este sursa de date pentru InCites



Indicatori disponibili în InCites

Indicatori de impact	% Documents in Top 1%
	Documents in Top 1%
	% Documents in Top 10%
	Documents in Top 10%
	% Documents Cited
	Documents Cited
	Citation Impact
	1 Year Citing All Prior Years Cumulative
	H-Index
Indicatori de performanță	Web of Science Documents
	Times Cited
Indicatori normalizați	Category Normalized Citation Impact
	Journal Normalized Citation Impact
	Impact Relative to World
	Average Percentile
Colaborare	Domestic Collaborations
	% Domestic Collaborations
	Organization only Collaborations
	% Organization only Collaborations
	International Collaborations
	% International Collaborations
	% Industry Collaborations
	Industry Collaboration

Open Access	All Open Access Documents
	Gold Documents
	Gold Hybrid Documents
	Green Accepted Documents
	Green Published Documents
	Green Submitted Documents
	Free to Read Documents
	Green only Documents
	Non-OA Documents
	% All Open Access Documents
	% Gold Documents
	% Gold Hybrid Documents
	% Green Accepted Documents
	% Green Published Documents
	% Green Submitted Documents
	% Green only Documents
	% Non-OA Documents
Poziția autorilor	% Free to Read Documents
	% First Author (2008-2020)
	% Last Author (2008-2020)
	% Corresponding Author (2008-2020)
	First Author (2008-2020)
	Last Author (2008-2020)
	Corresponding Author (2008-2020)

Indicatori Journal Citation Reports	Documents in JIF Journals
	Documents in Q1 Journals
	Documents in Q2 Journals
	Documents in Q3 Journals
	Documents in Q4 Journals
	% Documents in Q1 Journals
	% Documents in Q2 Journals
	% Documents in Q3 Journals
	% Documents in Q4 Journals
	JIF Quartile
	Cited Half Life
	Article Influence
	Immediacy Index
	Eigenfactor
	5 Year Impact Factor
	Impact Factor without Self Cites
	Journal Impact Factor (JIF)
	Journal Citation Indicator (JCI)
	Average JIF Percentile
Indicatori Essential Science Indicators	JIF Rank
	JCI Rank
	JCI Quartile
	JCI Percentile
	% Hot Papers
	Hot Papers
	% Highly Cited Papers
	Highly Cited Papers
	ESI Most Cited

Întrebări la care se poate răspunde cu InCites Benchmarking & Analytics




- Care sunt organizațiile academice, guvernamentale și corporative care produc cele mai importante cercetări de impact?
 - Unde se află centrele de excelență într-o anumită regiune? Care este poziția instituției mele?
-



- Cine sunt experții într-o anumită regiune sau disciplină?
 - Care sunt liderii care au produs cele mai importante lucrări?
-



- Care este peisajul finanțării cercetării în domeniul meu de activitate?
 - Ce instituții și autori beneficiază de ce agenții sau granturi?
-



- Cu ce instituții lucrează deja organizația mea?
- Ce colaborări au cel mai mare impact?
- Ce colaborări internaționale au cel mai mare impact?

Resurse disponibile

Web of Science	https://www.webofscience.com/
Journal Citation Reports	https://jcr.clarivate.com/
Essential Science Indicators	https://esi.clarivate.com/
InCites Benchmarking & Analytics	https://incites.clarivate.com/

- [Master Journal List](#)
- [New releases Web of Science](#)
- [Editorial Selection Process](#)
- [Web of Science Blog](#)
- [Events & Webinars](#)
- [LibGuides](#)

Portal de formare <https://clarivate.com/webofsciencegroup/support/>

Site web regional <https://clarivate.libguides.com/europe/romania>

Dacă aveți întrebări sau probleme de acces, vă rugăm să contactați echipa noastră tehnică :
WoSG.support@clarivate.com



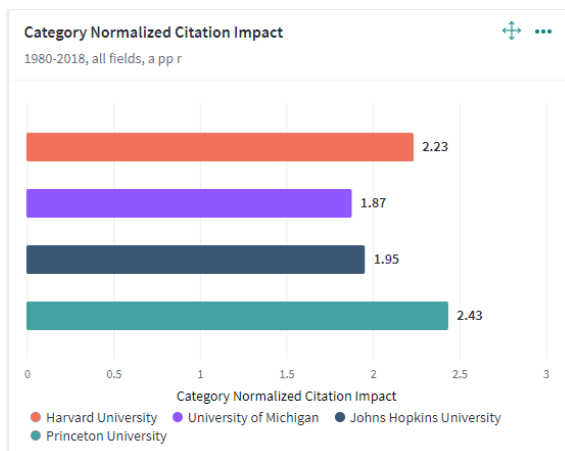
InCites Benchmarking & Analytics

Exemple de utilizare

Benchmark against peers

See where you stand and monitor progress towards goals

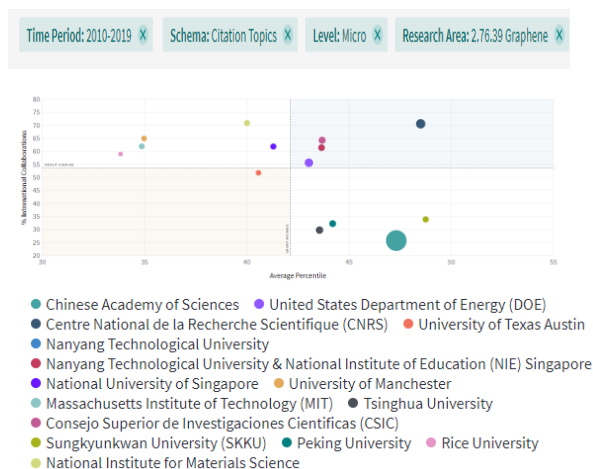
Normalized indicators



Monitor your institution's position

- Benchmark against peers
- Control for faculty size and subject-area

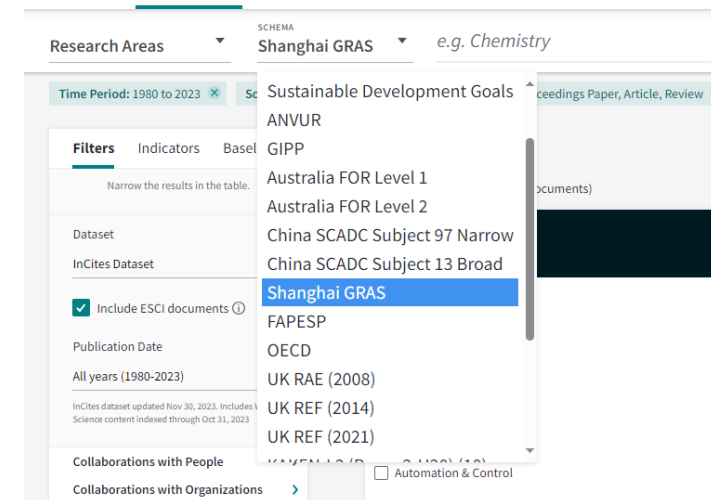
Citation Topics



Identify your topic strengths

- Benchmark within research areas
- Measure against peers that focus on the same problems, not just those who publish in the same journals

Multiple schema



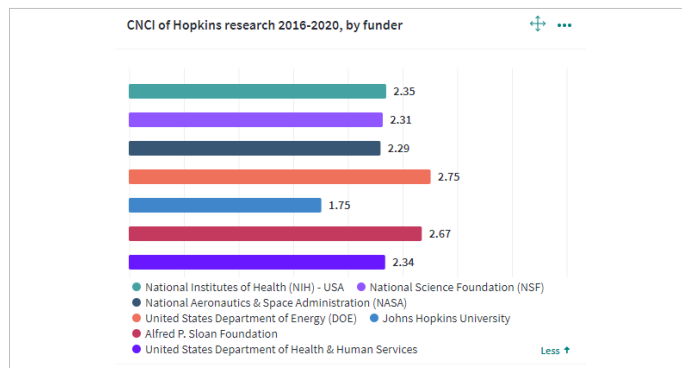
Track your position using your required schema

- Assess your research using the same lens as your evaluators
- Over 13 localized regional assessment classifications used in national research assessments

Demonstrate your impact

Identify impactful outcomes to secure new revenue streams

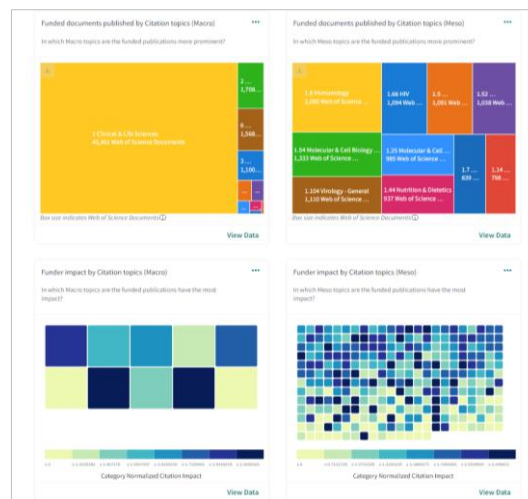
Analyze Funding



Measure impact by funder

- Data from 3X the funding sources from 9 additional countries
- 22M+ documents with funding data

Funder Report



See a performance profile by funder

- Quickly see a full profile for a funder
- Understand the citation impact each funder supports

COMING SOON

Citations from patents

Organization Details: University of Pittsburgh

Citations from Patents: View in Web of Science Derwent Innovations Index

Patent Title	Publication Date	Invention	Patent Assignee	Patent Primary Accession Number	Subject Area
Computer-implemented method for real-time target action volumes of computer-based, simultaneous, multiple-round, descending clock auction, involves modeling electronic bids from qualified bidders indicating desired branch of products	2022	LACASSE, CHERRIE A.; SCHREIBER, JESSIE F.; METCALER, RICHARD C.; SALANT, ROBERTSON A. R.	ATLANTIC CITY ELECTRIC COUSUMERS ELECTRIC COUSURRY CENT POWER & LIGHT COUSURRY SERVICE ELECTRIC & GAS CO	US2022038207	COMPUTER SCIENCE; HARDWARE; ARCHITECTURE; ENGINEERING; ELECTRICAL; ELECTRONICS
New substituted heterocyclic derivatives used to treat or prevent abnormally low concentration, abnormally reduced or deficient dopaminergic neuron concentration or activity and Neurodegenerative disorders and Neurodegenerative disorders	2022	DASSEUR, J. H.	ABOVIN PHARMA SA	US2022038207	AGRICULTURE; MULTIDISCIPLINARY; CHEMISTRY; APPLIED; PHARMACOLOGY; PHARMACY
Method for classification multibeam communications antenna	2021	VERMA, S. K. A. S. T.	EMERSON ELECTRIC CO	US2021038207	COMPUTER SCIENCE

Demonstrate the commercial impact of your research

- Identify which papers have been cited by patents
- 1.5M documents with patent data

Assess collaborations

Understand the outcomes of current collaborations and identify targets for strategic partnership

Analyze Researchers

Person Name	Affiliation	Web of Science Documents	Times Cited	Average Percentile
<input type="checkbox"/> Santosh, M.	Yonsei University	413	7,348	60.68
<input type="checkbox"/> Xiao, Wenjiao	Xinjiang Institute of Ecology & Geography, CAS	167		
<input type="checkbox"/> Gerdes, Axel	Goethe University Frankfurt	123		
<input type="checkbox"/> Evans, Noreen J.	Curtin University	109		
<input type="checkbox"/> Li, Sanzhong	Ocean University of China	107	1,749	51.95
<input type="checkbox"/> Whitehouse, Martin J.	Swedish Museum of Natural History	106	1,401	61.79
<input type="checkbox"/> Cawood, Peter A.	Monash University	105	3,159	76.81

☐ % First Author (2008-2021)
☐ % Last Author (2008-2021)
☐ % Corresponding Author (2008-2021)
☐ First Author (2008-2021)
☐ Last Author (2008-2021)
☐ Corresponding Author (2008-2021)

Quickly identify high performing researchers

- Using objective indicators
- Select principal investigator to target funding received

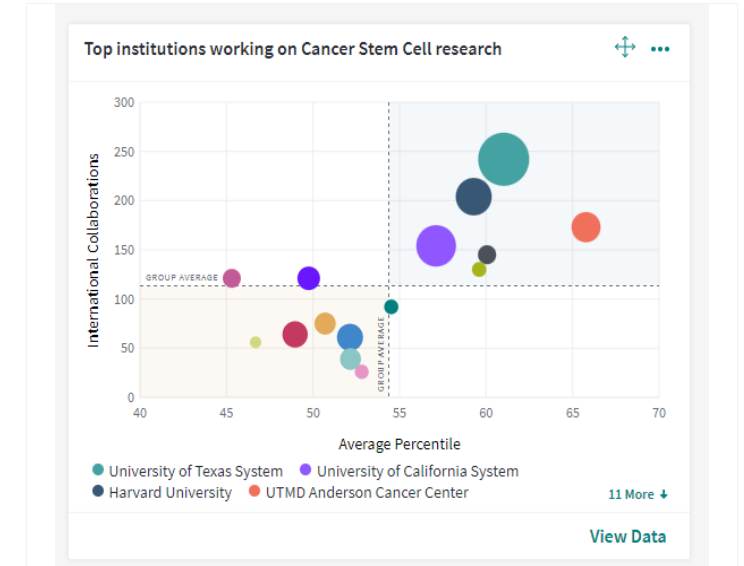
Analyze Organizations



Assess your collaborations

- Across academic, government, and industry groups
- Drill down to see key researchers and papers

Analyze Research Areas




Find the right strategic partners

- According to research area, region, and performance
- Find those not yet collaborating with you

Assess your institution's departments with objective InCites metrics

InCites Department Analysis*





Benchmark your department performance to other institutions using unified data from the Web of Science.

Department data is based on affiliations noted in publications.

COMING SOON

My Organization

Upload lists of your organizational structure and publications to InCites to assess within your own institution.

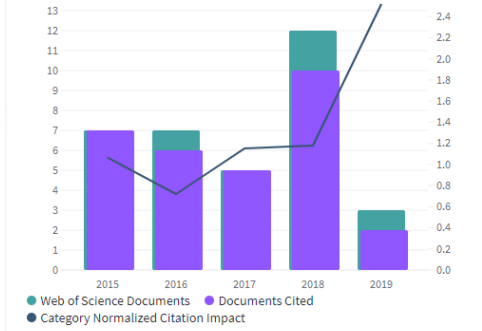
If you don't have publications data, our Consultancy team can help.

Your Pivot-RP profiles can populate the My Org structure via our Author Match Services, with little effort.

Productivity

Documents Published and Citations per Year


How many citations compared to documents published?



Year	Web of Science Documents	Documents Cited	Category Normalized Citation Impact
2015	7	7	1.0
2016	7	6	0.8
2017	5	5	1.0
2018	12	10	1.2
2019	3	2	2.4


Create quick and easy reports on your people and departments using InCites indicators.

Control how often the data set refreshes so that it aligns with your needs.



My Organization

- Easily report on granular research units at your institution
- View metrics for your researchers grouped by your faculties and research centers
- Save time reporting on individual researchers

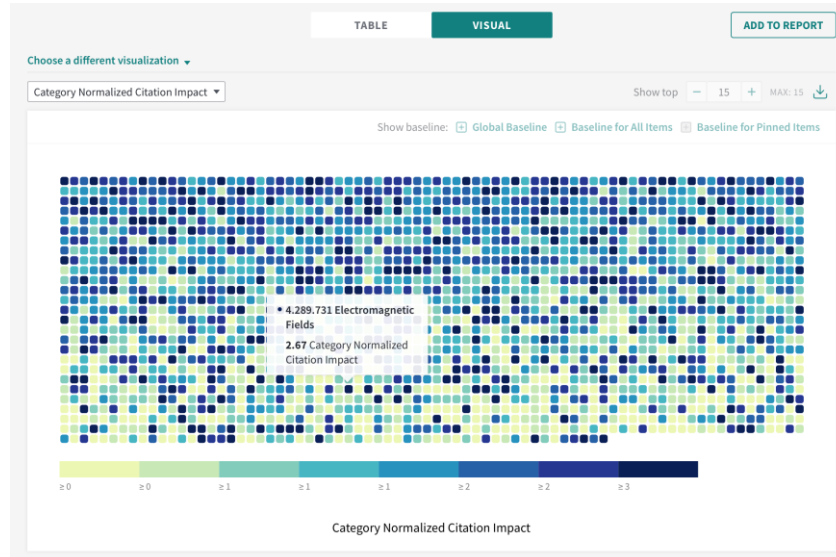
 Clarivate™

© 2024 Clarivate 11

Target strategic research areas

Build on research areas getting the most traction around the globe

Citation Topics



Identify your strengths within the research landscape

- Quickly understand which specific lines of inquiry are driving the strengths within your organization's research portfolio

Sustainable Development Goals

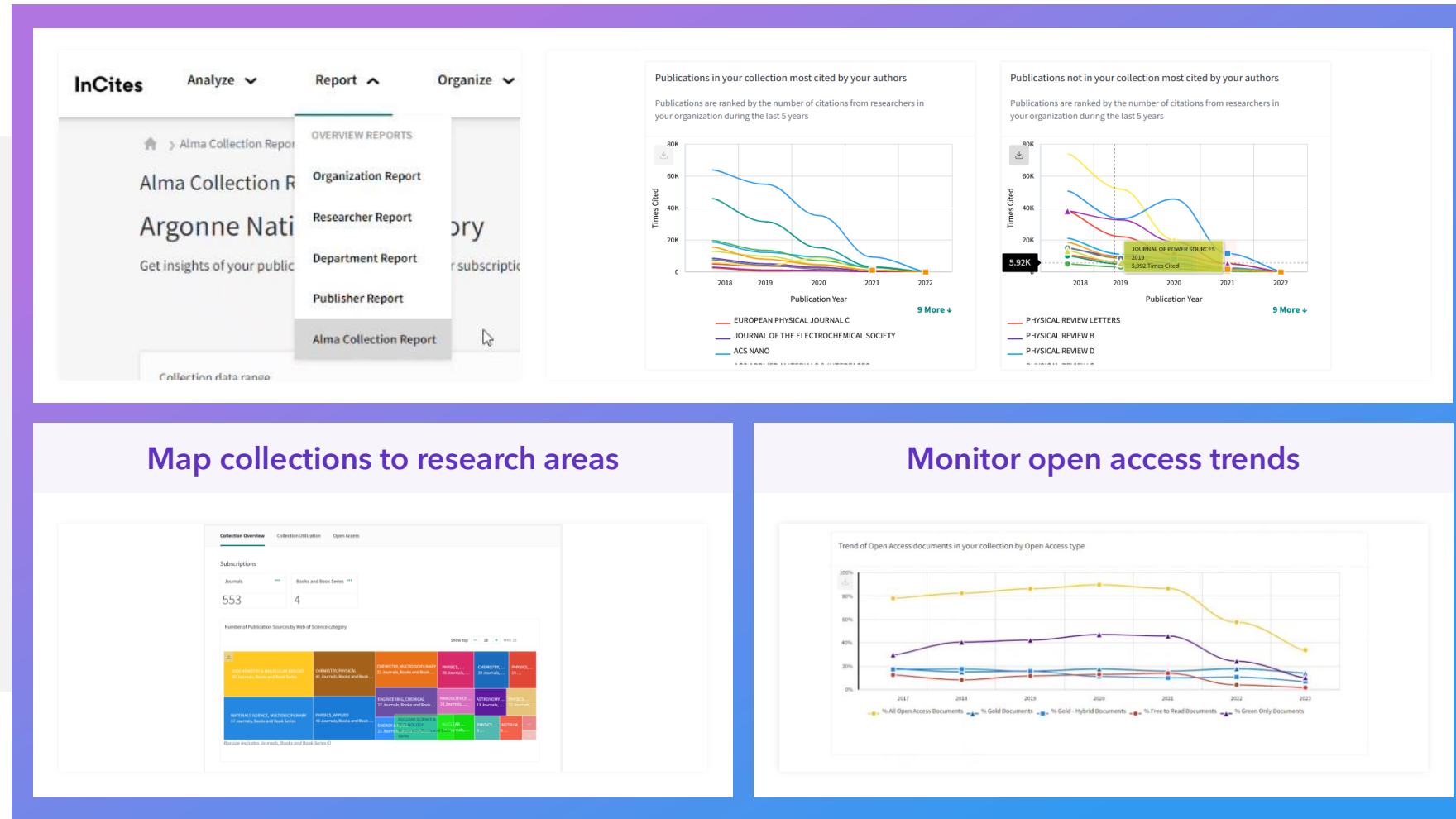


Align research to SDGs

- Conduct analyses against Sustainable Development Goals
- 55% of Web of Science papers are tagged to SDGs, more than any competitor

Align library intelligence to researcher needs

Make better informed collections management decisions using data



Journal Utilization Report

- Compare authors' citation patterns and publishing patterns
- Map to research areas
- Monitor open access
- Inform transformative publishing agreements

Alma Collection Report for Alma customers

- See collection needs and usage in alignment with your Alma holdings



Vă mulțumesc

Adriana Filip

Senior Manager, Customer Success Consulting
Adriana.Filip@clarivate.com

About Clarivate

Clarivate is the leading global information services provider. We connect people and organizations to intelligence they can trust to transform their perspective, their work and our world. Our subscription and technology-based solutions are coupled with deep domain expertise and cover the areas of Academia & Government, Life Sciences & Healthcare and Intellectual Property. For more information, please visit clarivate.com

© 2023 Clarivate

Clarivate and its logo, as well as all other trademarks used herein are trademarks of their respective owners and used under license.